





2010 43QGP Allegro Bus

10/19/2012


SIXTY-NINETH – coach modification - **DOOR AWNING OPENINGS.** Recently while cleaning the coach I found two openings on the back side of the door awning. Both openings allowed anything up to an inch to enter or exit the holes. Fortunately I only found dirt and a small amount of debris inside the awning cover however I suspect this could also be a nice home for a nest of wasps or hornets. If either were to make a home inside the cover an owner may get seriously injured while attempting to avoid being stung.




Right end and back side of the door awning.



**Aluminum tape was applied over the push plug from the back side
Push Plug installed after cutting a hole for the wiring to exit the awning**



Two PLASTIC Push Plugs were purchased from Lowe's hardware section both plugs were pushed into the opening from the outside after which a piece of aluminum foil tape was applied over the plug to seal it in place. The left end plug required cutting a side opening in the plug to allow the awning control wiring to pass thru.



The interior of the awning cover should stay cleaner and prevent providing a home for unwanted pests after this small modification.