




2010 43QGP Allegro Bus

4/16/2011

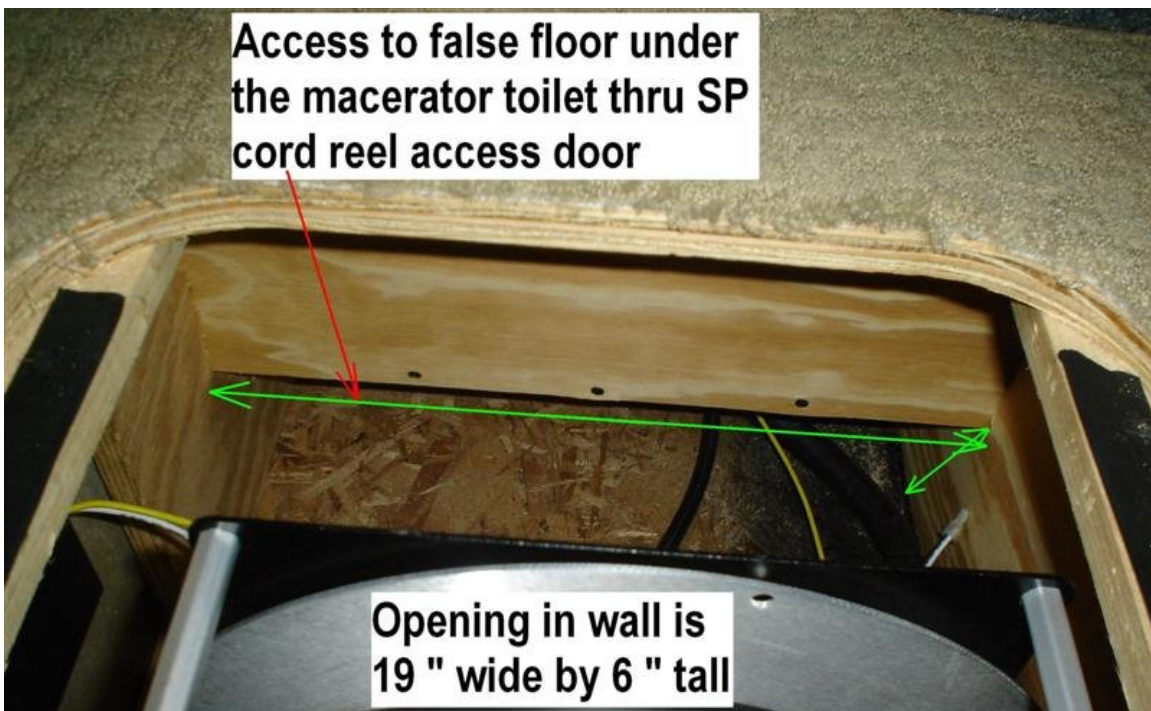
THIRTEENTH coach modification, – **SEALING THE SP CORD REEL COMPARTMENT FROM THE COACH LIVING AREA.** After just a few days of driving this spring, we were able to see pollen and dirt infiltrating the living area of the coach. We found many open seals around the slides and they will be addressed by Tiffin. However I did find the Shore Power Cord Reel has its own little compartment under the DS of the closet on our coach. That in itself is not a bad thing however Tiffin did not seal the cord reel compartment from the rear bathroom and bedroom area. Any air infiltration into the compartment around the plastic door ended up in the bathroom and bedroom along with any dirt, dust or pollen in the air.




Above is a picture of our unit's cord reel. Tiffin did not even add a seal on all four sides of the access cover, only two black rubber seals on the two sides.



The above area is the camera view taken inside the cord reel compartment looking under the raised bathroom floor.



One thing is stopping the air infiltration a plastic door with a cord access.



Both top and bottom ledges around the cord reel access hole were added along with the screen spline to act as a seal between the closet and the cord reel compartment. Now when the closet floor cover is screwed in place the Shore Power Cord Reel Compartment is isolated from the rest of the coach. No more dirt, dust or pollen through the cord access into the coach.



I also added a switch controlled light between the cord access door and the cord reel on the cord reel compartment floor. I was having problems seeing the SP cord as it was being reeled in. Tiffin did not allow any extra compartment height above the cord reel so if the cord does not lay flat as it is wound on the reel the motor will stall the take up reel, if that happens it is necessary to unwind of some cord and try to reel the cord in a second or third time. The new light in the compartment makes winding the cord up a lot easier, I usually get the cord lying flat the first time with the new light.